

Medium Duty Range Wok Cooker

Introduction



The MD Range delivers a top quality wok cooker at exceptional value – a good choice to serve a busy takeaway or small restaurant.

Built on a heavy metal framework and panelled with stainless steel this cooker is also CE marked standards approved for safety and hygiene.

Included in the design are also various ergonomic and practical features to enable easy and efficient usage.

Available as either water or air cooled.

Overview

Includes a three month labour warranty
A one year replacement parts warranty
CE safety standards approved
Choice of burners - free of charge



Standard Features

Removable wok rings
Waste filter system to left or right
Safety gas valve at knee height level
Easy access lever action water valve
Swivel water faucet for fitted to splash back panel
Drop-in stockpot stand
Removable drip tray
Removable spice shelf




* Labour costs excluded with 12 months replacement parts warranty.

Medium Duty Range Wok Cooker

Burners

A	V12 and V21 Vortex burners	Optional – free of charge
B	Twin and triple bar burners	Optional – free of charge

Option for Vortex V12, V21 or JP type bar burners to all front rings.
Option for JP twin bar burners to all rear rings as standard.







Optional Accessories

A	Clip-on spice box	£55.00
B	Clip-on towel hanger (600mm long)	£60.00
C	Clip-on side shelf (250 x 800mm)	£160.00
D	Clip-on ladle holder	£110.00
E	Drop-on back pot stand	£50.00
F	Extra swivel faucet (each)	£120.00
G	Pedal operated water tap	£180.00



Models & Specifications - Front & Back Rings

Description	Model	Typical Gas Heat Input	Dimensions (L x W x H)	List Price
 2 front rings & 1 back ring 二前、一後	MDWCC21CE-L/R	53.4 kW/hr	1060 x 965 x 850mm	£3,260.00
 3 front rings & 2 back rings 三前、二後	MDWCC32CE-L/R	101.5 kW/hr	1450 x 965 x 850mm	£3,770.00
 4 front rings & 3 back rings 四前、三後	MDWCC43CE-L/R	141.0 kW/hr	1980 x 965 x 850mm	£4,720.00
 5 front rings & 4 back rings 五前、四後	MDWCC54CE-L/R	180.0 kW/hr	2440 x 965 x 850mm	£5,800.00

Water Connection	Waste Connection	Gas Inlet B.S.P
15mm	1.5"	1"