

## Heavy Duty Range Wok Cooker

### Introduction



The HD Range is our premium quality wok cooker suitable for larger restaurants and hotels.

It is constructed with the highest grade 2.5 mm thick stainless steel and CE marked standards approved.

Designed for high performance, extreme durability, ergonomic ease of use and easy maintenance.

Available as either water or air cooled.

### Overview

Includes a one year labour warranty
A one year replacement parts warranty
Fully compliant with CE safety standards
Choice of burners - free of charge



### Standard Features



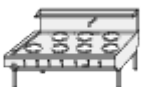

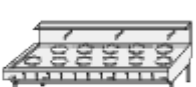
Easily removable wok setting rings
Waste filter system to left or right
Safety gas control valve at knee height level
Easy access lever action water valve
Swivel water faucet fitted to the splash back panel
Fully welded pull-out grease trays
Drop-in stockpot stand
Removable spice shelf



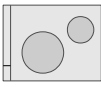
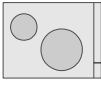



## Heavy Duty Range Wok Cooker

### Models & Specifications - Front & Back Rings

Description	Model	Typical Gas Heat Input	Dimensions (L x W x H)	List Price
 <p>2 front rings &amp; 1 back ring 二前、一後</p>	HDWCC21CE-L/R	53.4 kW/hr	1060 x 965 x 850 mm	£3,700.00
 <p>3 front rings &amp; 2 back rings 三前、二後</p>	HDWCC32CE-L/R	89.0 kW/hr	1450 x 965 x 850 mm	£4,800.00
 <p>4 front rings &amp; 3 back rings 四前、三後</p>	HDWCC43CE-L/R	124.6 kW/hr	1980 x 965 x 850 mm	£6,000.00
 <p>5 front rings &amp; 4 back rings 五前、四後</p>	HDWCC54CE-L/R	160.2 kW/hr	2440 x 965 x 850 mm	£7,300.00
 <p>6 front rings &amp; 5 back rings 六前、五後</p>	HDWCC65CE-L/R	195.8 kW/hr	2900 x 965 x 850 mm	£8,750.00

## Hong Kong Style HD Wok Cooker with Turbo Burner

Description	Model	Typical Gas Heat Input	Dimensions (L x W x H)	Price
 <p>1 front turbo &amp; 1 back ring</p>	HDWCCH11CE-L-HK	71.8 kW/hr	1200 x 1060 x 850 mm	Contact us
 <p>1 front turbo &amp; 1 back ring</p>	HDWCCH11CE-R-HK	71.8 kW/hr	1200 x 1060 x 850 mm	Contact us
 <p>2 front turbo &amp; 2 back rings</p>	HDWCCH22CE-L/R-HK	143.6 kW/hr	2400 x 1060 x 850 mm	Contact us

- Easily replaceable heavy duty cast iron front wok rings (330 mm diameter).
- One swivel water faucet fitted to the splash back panel.
- Choice of front or back panel spice shelf.

Water Connection	Waste Connection	Gas Inlet B.S.P
15 mm	1.5"	1"